

The Columbus Museum's

MUSEUM FROM HOME ACTIVITY BOOK



Looking for more activities?

VISIT OUR VIRTUAL MUSEUM



THE COLUMBUS
MUSEUM



columbusmuseum.com

The Columbus Museum would like to thank the generous supporters whose donations made this project possible.

LET'S DRAW!



Woodland Period maker, Stamped ceramic jar, Woodland Period (1000 B.C.E. – 900 C.E.)

Look closely at this image – what designs can you find? This is an example of a stamped vessel made by a Muscogee Creek potter. The Muscogee Creek Native American tribe were some of the first people to live in Georgia and would have used a vessel like this to hold everyday items like food or water. They used stamps with repeating patterns to create designs in the wet clay. Below are some example of different stamped pottery patterns. Use them to design your own stamped vessel! What would you use your vessel for?



LET'S IMAGINE!

Horace King was born into slavery during the 1800s in South Carolina before becoming a prominent bridge builder and engineer. Artist Amy Sherald painted this portrait of a woman named Alice in 2017. Imagine what Horace and Alice would talk about if they met and write their conversation in the boxes below.




HORACE KING

ALICE

LET'S CURATE!

A curator is a museum worker who cares for the artwork and objects on display. They also research the objects to learn more about them and plan how to exhibit them in the galleries. Imagine that you are curating an exhibition about animals and must choose two objects to be displayed together. Which two objects would you choose and why?



BLACK VELVET FISH DINNER



OSCAR THE ALLIGATOR




WOLF PRINCE I



NANTUCKET



EAGLE BIRD



CAMELLA



SURREY



BULL SERIES #8



CAT



DRAW OR WRITE THE NAMES OF YOUR CHOSEN ARTWORKS IN THE FRAMES. THEN GIVE YOUR EXHIBITION A TITLE! WRITE A SHORT DESCRIPTION TELLING MUSEUM VISITORS WHY YOU CHOSE TO DISPLAY THESE OBJECTS TOGETHER.



LET'S WRITE!

Look closely at this busy street scene. What is going on here? Pretend that you can step into this painting and use your five senses to write a sensory poem about what you would see, hear, smell, touch, and taste!




Henry Schrankenburg, *West Side*, 1935

I see _____
I hear _____
I smell _____
I touch _____
I taste _____

LET'S DESIGN A QUILT!

Quilting has been a practical hobby for people throughout history. These warm blankets traditionally use small pieces of fabric in simple geometric shapes to create repeating patterns. Each pattern is made up of squares that are made one at a time and then sewn together into columns and rows to form the quilt. These examples from The Columbus Museum's collection all use triangles as the base shape for each quilt square. Look closely and see how many triangles you can find in each pattern then use the space below to design your own quilt square using triangles!



Top to bottom: Lochar Techarna Green, *Yuchi Quilt Top*, mid-20th century | Beatrice Virginia Elizabeth Jenkins Phillips, *Churn Dasher*, 1925 | Beatrice Virginia Elizabeth Jenkins Phillips, *Pinwheel Variation*, 1900s early | Unknown, *Double Irish Chain*, 1900 ca.